







Regular Maintenance Guidelines

To use this machine under its optimal conditions, it is important to perform the following maintenance at the appropriate times on a daily basis.

Timing	Item	Corresponding page
Before daily operations	Print head check	 https://downloadcenter.rolanddg.com/contents/manuals/MO-240_USE_EN/index.html?id=oex1596440252474
	Ink mixing (white ink)	 https://downloadcenter.rolanddg.com/contents/manuals/MO-240_USE_EN/index.html?id=ref1681879375346
After daily operations	Cleaning the machine	 https://downloadcenter.rolanddg.com/contents/manuals/MO-240_USE_EN/index.html?id=kid1679983457526
If a message appears	Cleaning around the print heads (manual cleaning)	 https://downloadcenter.rolanddg.com/contents/manuals/MO-240_USE_EN/index.html?id=ueb1596440150060
When the discharged fluid is ready to overflow	Disposing of discharged fluid	 https://downloadcenter.rolanddg.com/contents/manuals/MO-240_USE_EN/index.html?id=waq1604452672334
Once a month	Cleaning the UV-LED devices	 https://downloadcenter.rolanddg.com/contents/manuals/MO-240_USE_EN/index.html?id=xiq1604452896014

Information on other maintenance items is also available on the Internet.

